

SOLARA FEATURES



Straight back temples with rubber insert provide comfort fit.






Built-in nose pads elevate frame for precision fit and weightless wear.



Extended lens provides complete coverage, filters 99.9% of harmful UV rays.

SOLARA LENS OPTIONS



-  **SB4310D**
Clear Lens with Black Frame
-  **SB4320D**
Gray Lens with Black Frame
-  **SB4360D**
Infinity Blue Lens with Black Frame
-  **SB4375D**
Blue Mirror Lens with Black Frame
-  **SB4380D**
Indoor/Outdoor Mirror Lens with Black Frame



-  **STG4310D**
Clear Lens with Translucent Gray Frame
-  **STG4320D**
Gray Lens with Translucent Gray Frame
-  **STG4370D**
Silver Mirror Lens with Translucent Gray Frame



-  **STO4310D**
Clear Lens with Translucent Orange Frame
-  **STO4320D**
Gray Lens with Translucent Orange Frame
-  **STO4370D**
Silver Mirror Lens with Translucent Orange Frame
-  **STO4380D**
Indoor/Outdoor Mirror Lens with Translucent Orange Frame



SOLARA APPLICATIONS

- Law Enforcement
- Construction
- Recreation
- Landscaping
- Marine
- Agriculture